

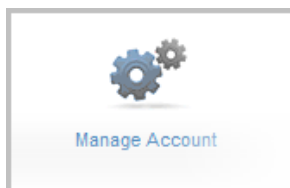
[How to Join BRITISH TENNIS MEMBERSHIP](#)

If you are already a British Tennis Member, please log in to the members' area of the LTA website to check your membership status and link yourself to **GIDEA PARK LAWN TENNIS CLUB**.

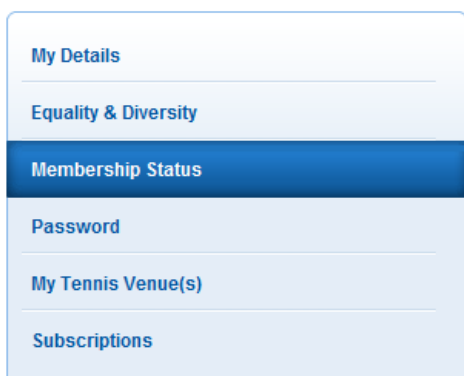
[Login to the LTA website USING YOUR USERNAME & PASSWORD...IF YOU HAVE FORGOTTEN CALL 0208 487 7000 OPTION 2](#)

Once logged in, follow the below steps:

Step 1. Click on 'Manage Account' at the top right-hand side of the page.





Step 2. Click on 'Membership Status':



In order to qualify for this ballot, your membership package should be 'Affiliated' and either Adult or Junior:

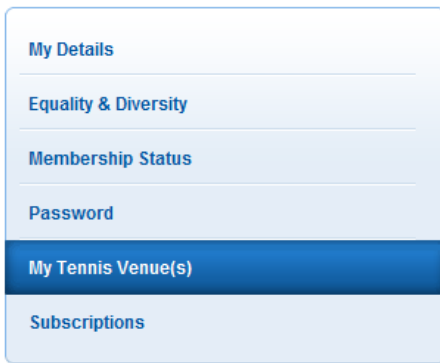
Your British Tennis Membership Package

	British Tennis Membership - Adult (18+) - Affiliated Expires 31/01/2014	Active 
---	--	--

If you have the 'non-affiliated' package you are not eligible because you go into a centrally-run ballot for Wimbledon tickets.

[Find out more about the BTM Central Ballot](#)

Step 3. Once you've checked your membership status, you need to make sure you are linked to our club. Click on 'My Tennis Venue(s)' on the right-hand menu:



Select the correct county from the drop-down menu:



Step 4. You will now see a second drop-down menu featuring all the clubs within this county.

Select the correct club from the drop-down menu. You can link yourself to more than one club.



Step 5. If there are any tennis venues listed under Club/Park Membership that you are no longer a member of, click on the red cross icon to remove your link to that venue.

Once you've followed the above steps, you will be eligible for our British Tennis Membership Wimbledon ballot.

We hope you'll be able to join us for the ballot.

Best wishes

Carolyn Cruse
07908 887300
GPLTC COMMITTEE MEMBER